

European Journal of
Business and Strategic Management
(*EJBSM*)

Strategy

**Executive Share Ownership On Risk Taking Among The Listed
Commercial Banks In Kenya**

**Lucy Wanjira Njogu, Dr. Mouni Gekara
Dr. Gichuhi . A. Waititu and Dr. Karim Omido**

Executive Share Ownership on Risk Taking Among the Listed Commercial Banks in Kenya

*¹Lucy Wanjiru Njogu, *²Dr. Mouni Gekara
*³Dr. Gichuhi . A. Waititu and *⁴Dr. Karim Omido

¹Post graduate student, Jomo Kenyatta University of Agriculture and Technology, Kenya

²Lecturer, The East African University, Kenya

³Lecturer, Jomo Kenyatta University of Agriculture & Technology, Kenya

⁴Lecturer, Taita Taveta University, Kenya

Corresponding email address: lucyonginda@gmail.com

Abstract

Purpose: The purpose of this study was to determine the effect of Executive Share Ownership on Risk Taking among the Listed Commercial Banks in Kenya.

Methodology: The study used an Epistemology research philosophy, causal research design was adopted whereby panel data approach was used. The target population for this study were the 11 listed banks on the NSE. Secondary Data for the year 2010 to 2015 was collected from the NSE handbook. Data collected was analyzed using descriptive statistics which included means and standard deviations. Inferential statistics such as Pearson correlation and panel regression was also used. The results were presented in form of tables, figures, charts, graphs and trend lines.

Results: Based on the findings, the study concluded that there Share Ownership and risk taking are positively and insignificantly related.

Policy recommendation: This study recommends that on Executive Share Ownership banks should not increase director's shares as this will have no effect on risk taking.

Keywords: *executive share ownership, risk taking*

1.0 INTRODUCTION

Executive compensation is presently one of the most interesting and innovative fields of research in the finance area. It was only in the 1990s, with the growth of the world economy, that shareholders felt the need to contract executives and give them incentives to make firms' stock market growth increasingly faster each year. Academics and researchers started searching for the best form of compensation to motivate these executives. It was not only the values that mattered, but also the way in which executives were paid: with more short term compensation (salary or bonus) or more long term compensation (stock options, restricted stocks, long-term incentives plans) or even with other forms of compensation like perks, and the impact of these compensation policies on all the fields of finance (Paolo, 2008).

Risk is a natural element of business and community life. It is a condition that raises the chance of losses/gains and the uncertain potential events which could manipulate the success of financial institutions (Crowe *et al*, 2009). Excessive risk-taking is viewed as a contributing factor to the market turmoil that erupted in the United States around mid-2007. Among the most frequently debated channels that have propagated the accumulation of risky exposures are ill-designed compensation policies, capital regulation, originate-to-distribute business model, low short-term interest rates, and others.

The bursting of the dotcom bubble in 2000 and the ensuing corporate scandals triggered a collapse of well-known companies such as Enron, WorldCom, and Adelphia, resulting in massive destruction of shareholder wealth as well as damage to other stakeholders. The end of a housing bubble and the subprime debacle led to a shutdown of the credit markets and the failures of venerable financial institutions such as Lehman Brothers and Merrill Lynch. The 2008 financial crisis spread rapidly around the world. These landmark episodes have drawn attention to the high levels of executive compensation, and to the possibility that the structure of executive pay plans may have contributed to the post-1990s bubbles, corporate scandals, and recent financial crisis (Michael *et al*. 2011).

When analyzing the relationship between firm risk taking and CEO compensation structure, it is important to keep in mind that conventional management compensation schemes motivates risk taking by only looking at return, without regard for the risk(s) accepted in generating it (Segerström, 2008). The same author then further argues that this incomplete approach regarding executive compensation can be seen as a reason for the subprime lending binge, which in retrospect has been identified as one partial cause for the financial meltdown during the recent financial crisis. Since the recent economic crisis originated primarily from the financial industry, and then in later stages developed into a more widespread economic crisis, it is the executive compensation practices in the financial sector that have been the most criticized (Segerström, 2008).

Core and Guay (2009) and Mehran and Rosenberg (2008) find various links between managerial compensation and financial firms' risk-taking behavior. Recently, the four-major federal bank regulatory agencies—the Federal Reserve, the Office of the Comptroller of the Currency (OCC),

the Office of Thrift Supervision (OTS), and the Federal Deposit Insurance Corporation (FDIC)— jointly issued final guidance on incentive compensation. The goal of the guidance is to prevent two kinds of behavior by banks: pursuing short-term profits at the expense of the long-term financial health of the organization, and taking imprudent or excessive risks that could jeopardize the safety and soundness of the organization (Jian, Kent and Todd, 2009).

In the Kenyan environment, the executive remuneration has not come under massive spotlight perhaps due to the nature of CEO compensation. The Kenyan Companies Act sets the general framework for financial accounting and reporting by all registered companies in Kenya, and stipulates the basic minimum requirements with regard to financial reporting. Due to the limited details of the Act, financial reporting and regulation are supplemented by pronouncements of the Institute of Certified Public Accountants Kenya (Barako, et al 2006).

Unlike in the US, where publicly listed firms are required to disclose information on top five executives' compensation, Kenyan listed firms have typically publicly disclosed only aggregated total compensation of a firm's board of directors. This compensation is limited to cash compensation as share option issues have not come into play yet as such the NSE disclosure on shares is limited to bonus and rights issues to the general investing public (Muriuki, 2005).

According to disclosures on the annual reports of listed companies, CEO compensation in the Kenyan listed companies can be divided into salaries, allowances, cash bonuses and fees for services as directors. Another key benefit obtained by directors is the ease of access to loans with all the listed companies having advanced loans to their directors. In view of the absence of stock option advancements to the executive as a major incentive, the relationship between stock performance and CEO compensation may be weak as the stock market performance is not a determinant of the level of executive pay. This is more so given that for most listed companies the payment of executives may not be material in amount and is insignificant in its impact on price and as such it is not subjected to the materiality rule (Muriuki, 2005)

1.2 Statement of the Problem

A major criticism of executive pay packages has been that they incentivize excessive risk-taking which contribute to the financial turmoil. To respond to these concerns, governments and regulators have taken steps to restrict executive pay arrangements in regulated industries. However, there is still ongoing debate in the financial literature and among policymakers regarding how has executive pay contributed to bringing about the 2008 financial crisis, how to fix compensation structure and if pay structures should be reformed, what role if any should the government play in bringing about such reforms (Alon&Yoram,(2010).

Many studies when attempting to find causal relationships between CEO pay and risk taking find mixed evidence (Spitz-Oener, 2006). Mueller and Spitz-Oener (2006) examine 356 German financial service firms and find a link between pay and company risks in that a higher percentage of managerial ownership shares correlate positively with increases in firm risks. Lam and Chng (2006) find that managerial stock options correlate positively with firm risks. There are other studies (Sloan, 1993; Carpenter & Sanders, 2002; and Kerr & Bettis, 1987) that find a strong

relationship between risk measures and executive compensation. Chesney *et al* (2012) find a strong negative relationship between the abnormal CEO compensation and excessive risk taking for the group of banks that do not report their Tier 1 ratio (predominantly, investment banks) Palia and Porter (2004) examine data for U.S. holding companies and find that the increases in salary and bonus components of managerial compensation were associated with lower risk. Duru (2005) demonstrate that the earning-based cash bonuses help to reduce risk-taking incentives of managers, whereas Hagendorff, *et al* (2015) find an empirical support to this idea, showing that higher bonuses entail a lower default risk.

Most studies in Kenya have concentrated on Executive Compensation and Ownership structure and Bank performance and not on the risk taking component. Such studies include Aduda (2011) who did a study on the relationship between executive compensation and firm performance in the Kenyan banking sector. Asala (2012) did a study on the determinants of executive compensation in Kenya for firms listed on the Nairobi Securities Exchange. Mululu (2005) did a study on the relationship between board activity and firm performance of firms quoted on the Nairobi Stock Exchange.

This study intends to delve into how executive compensation influences the systematic risk among listed commercial banks in Kenya by evaluating how various compensation types; such as share ownership, fixed salary, allowances and annual bonuses affects the riskiness in the banks stocks.

1.3 Objectives of the study

- i. To Assess the effect of executive share ownership on risk taking among the listed commercial banks in Kenya

2.0 LITERATURE REVIEW

2.1 Theoretical review

2.2.1 Principal Agent Theory

The principal-agent problem was first written about in the 1970s by theorists from the fields of economics and institutional theory. Michael Jensen of Harvard's Business School and William Meckling of the University of Rochester published a paper in 1976 outlining a theory of ownership structure that would be designed in such a way as to avoid what they defined as agency cost and its relationship to the issue of separation and control. These issues are central to the principal-agent problem. The separation of control occurs when a principal hires an agent, and the costs that the principal incurs while dealing with an agent can be defined as agency costs. These agency costs can come from setting up monetary or moral incentives set up to encourage the agent to act in a particular way.

A more widespread acceptance of the concept of agency costs and principal agent theory, formalized by Jensen and Meckling (1976) can be seen as the starting point for the modern executive compensation research. In short the agency theory identifies the separation between

ownership (shareholders) and control (management) as the main reason to why executive compensation systems need to be designed such that they achieve an alignment of interests between the owners and the management of the firm. Related to this the following is argued; “The principal can limit divergences from his interest by establishing appropriate incentives for the agent” (Jensen and Meckling, 1976. p. 308). The principal agent theory has a strong focus on so-called agency costs, which can be seen as the driving factor for how the executive compensation system should be structured from a theoretical point of view. According to this theory the executive compensation system should be structured such that the agency costs that the shareholders have to bear, originating from differences in interests between the agents, are minimized.

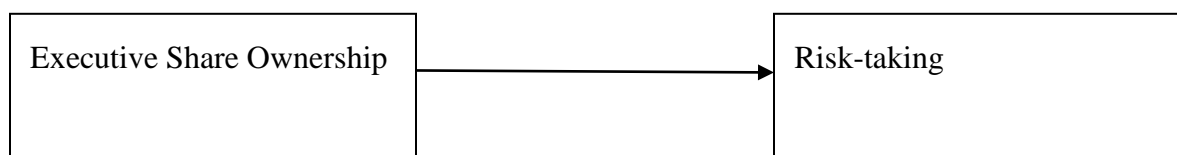
Donaldson (1990) criticized the agency theory dominance in terms of methodology individualism, narrow-defined motivation model, regressive simplification, disregarding other research, ideological framework, organizational economics and corporate governance's defensiveness.

Focus of agency theory's studies is individual consistent with rational, economic model of human behavior. However, absolute explication of every organizational activity should not be considered as equivalent to individual activity and that represents essential critic of structuralism.

It is extremely important to stress that Williamson's axiom about opportunistic agent's behavior over time has gained many different forms and interpretations. Williamson (1985) identified opportunistic behavior of the minority of individuals, the not majority. "Individual sometimes acts opportunistically and trustworthiness is hardly ex ante transparent. Therefore, it is compulsory to conduct ex ante screening and develop ex post assurance mechanisms or, in contrary, opportunistic individual will exploit circumstances towards less opportunistic individual." Since organizations cannot completely identify and eliminate opportunism, the fundamental proposition is that opportunism is possible and therefore control mechanisms are initiated. However, it is important to stress out that even in circumstances of highly specific assets, where the probability of opportunism is extremely high, there are individuals who will give priority to cooperation and trust and will not initiate opportunistic behavior (Hill, 1990).

This theory is relevant to our study in that it explores the role of the principal in this case the directors or other executives in relationship to the firm risk taking behaviour of the bank. This theory further envisages the role of directors as the sole proprietors of the firm's risk taking behaviors.

2.2: Conceptual framework



3.0 METHODOLOGY

The study used an Epistemology research philosophy, causal research design was adopted whereby panel data approach was used. The target population for this study were the 11 listed banks on the NSE. Secondary Data for the year 2010 to 2015 was collected from the NSE handbook. Data collected was analyzed using descriptive statistics which included means and standard deviations. Inferential statistics such as Pearson correlation and panel regression was also used. The results were presented in form of tables, figures, charts, graphs and trend lines.

4.0 RESULTS FINDINGS

4.1 Descriptive Results

Results in table 1 below indicate the summary descriptive statistics, executive share ownership had mean of -5.364723. The median results for share ownership was -5.465080 further results indicated that. The findings for the minimum, the share ownership results were -11.69074. The Std. Dev for risk taking was 1.129280, the executive share ownership was 2.723703. Results indicated that the skewness for risk taking was -0.779062, the executive share ownership results was -0.771240.

Kurtosis results showed that the executive share ownership was 3.563198, The sum results, executive share ownership results showed that it was -327.2481, The Sum Sq. Dev for the executive share ownership was 445.1135. The overall observations were 61.

Table 1: Descriptive Results

	Risk taking	Exe.Share ownership
Mean	-3.241953	-5.364723
Median	-2.956512	-5.465080
Maximum	-1.164752	-1.581548
Minimum	-6.907755	-11.69074
Std. Dev.	1.129280	2.723703
Skewness	-0.779062	-0.771240
Kurtosis	3.817902	3.563198
Sum	-197.7591	-327.2481
Sum Sq. Dev.	76.51635	445.1135

Observations	61	61
--------------	----	----

4.2 Diagnostic tests

4.2.1 Multicollinearity Test

According to Field (2009) VIF values in excess of 10 is an indication of the presence of Multicollinearity. The results in Table 2 present variance inflation factors results and were established to be 1.26 which is less than 10 and thus according to Field (2009) indicates that there is no Multicollinearity.

Table 2: Multicollinearity Test

Variable	VIF	1/VIF
Executive Share Ownership	1.14	0.877389
Mean VIF		1.26

4.3.2 Panel Unit Root Tests

Most economic variables are usually non-stationary in nature and prior to running a regression analysis. Unit root tests were thus conducted using the LLC test to establish whether the variables were stationary or non-stationary. The purpose of this is to avoid spurious regression results being obtained by using non-stationary series. Results in Table.3 indicated that all variables are stationary (i.e.absence of unit roots) at 5% level of significance.

Table 3: Unit Root

Variable Name	Statistic(Adjusted)	P-Value	Comment
Risk Taking	-6.51485	0.000	Stationary
Executive Share Ownership	-2.16193	0.0153	Stationary

4.3.3 Heteroskedasticity Test

Modified wald test was used to test for heteroskedasticity. The null hypothesis in the test is that error terms have a constant variance (i.e. should be Homoskedastic). The results in the Table 4.4 below indicate that the error terms are homoscedastic, given that the p-value is more than the 5% (0.07).

Table 4: Heteroskedastic Test

Modified Wald test for group wise heteroskedasticity in fixed effect regression model
H0: $\sigma(i)^2 = \sigma^2$ for all i
chi2 (11) = 323.76
Prob>chi2 = 0.07

4.3.4 Normality Tests

The test for normality was first investigated using the graphical method as indicated in figure 2. The results in the figure indicate that the residuals are normally distributed.

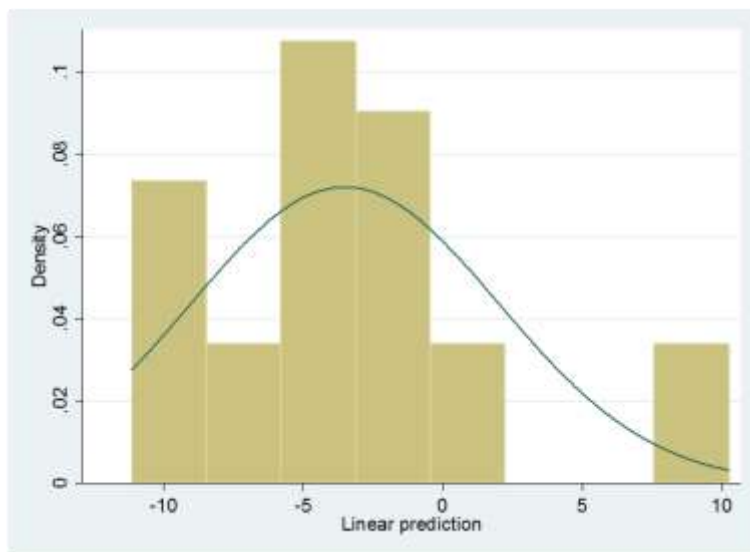


Figure 2: Normality Distribution

To further verify the above results, Jarque-Bera test which is a more conclusive test than the graphical method was conducted. The results are as presented in table 4.5. The null hypothesis under this test is that the disturbances are not normally distributed. If the p-value is less than 0.05, the null of normality at the 5% level will be rejected. Given that the p-value is less than 5% for the residual, the null hypothesis is rejected and thus the conclusion that the residuals are normally distributed.

Table 5: Jarque-Bera test

Risk taking	Exe.Share	Exe Fixed	Executive	Exe Annual
--------------------	------------------	------------------	------------------	-------------------

		ownership	salary	allowances	bonuses
Jarque-Bera	7.870817	6.853443	5.349707	0.555680	3.180141
Probability	0.019538	0.032493	0.068917	0.757418	0.203911
Observations	61	61	61	61	61

4.3.5 Autocorrelation

To establish whether or not the residual is serially correlated over time, Wooldridge test for autocorrelation was conducted. The null hypothesis is that no first order serial /auto correlation exists. The results are as indicated in Table 4.6 below and therefore the null hypothesis of no autocorrelation is accepted and therefore residuals are not auto correlated (p-value=0.1010).

Table 6: Autocorrelation Tests

Wooldridge test for autocorrelation in panel data

H0: no first-order autocorrelation

$$F(1, 30) = 2.864$$

$$\text{Prob} > F = 0.1010$$

4.4 Exploratory Data analysis

Data analysis began with the exploration of the study data. Exploration study analysis examined heterogeneity across the firms and over time. Exploratory data analysis was done using graphs to examine the trend of risk taking within and across the firms. Figure 4.2 shows the empirical growth of risk taking over the 5 years. The empirical growth plot reveal that for most firm's risk taking trend has been on the fluctuating over time this could be attributed to environmental factors and the changing regulatory environment over this period.

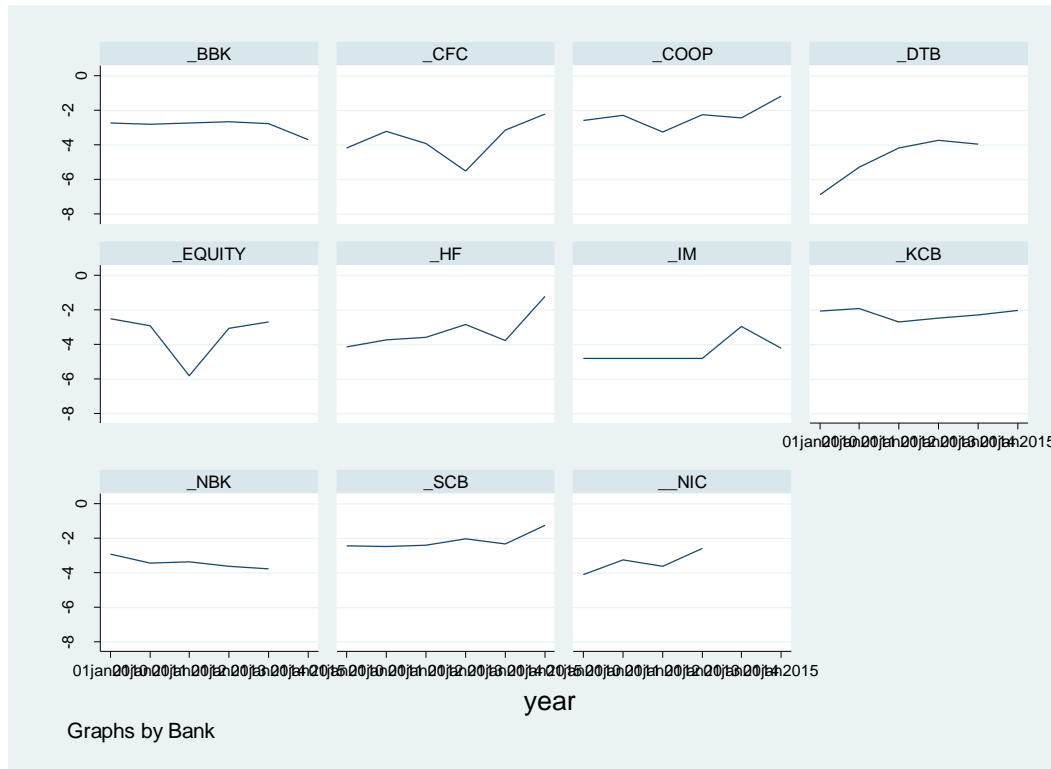


Figure 2 Exploratory Data Analysis

4.5 Correlation Analysis

Correlation coefficient values ranging between -1 and 1 measures the degree to which two variables are linearly related with the higher magnitude indicating higher degree of association between two variables. Adejimi, Oyediran and Ogunsanmi (2011) observed that that a correlation coefficient of magnitude 0.3–0.5 shows a medium linear dependence between two variables while 0.5 to 1.0 shows a strong linear dependence.

The correlation results in Table 7 above indicate that executive share ownership was positively associated to risk taking among commercial banks listed in NSE ($r= 0.061, p=0.638$).

Table 7: Correlation

Correlation		Share Ownership
Probability	Risk Taking	
Risk Taking	1.000000	

Exe.Share Ownership	0.061340	1.000000
	0.6386	-----

4.6 Test for Fixed and Random Effects

When performing panel data analysis, one has to determine whether to run a fixed effects model or a random effects model. Whereas the fixed effect model assumes firm specific intercepts and captures effects of those variables which are specific to each firm and constant over time, the random effect model assumes that there is a single common intercept and it varies from firm to firm in a random manner (Baltagi, 2005). To determine which of these two models is appropriate, coefficients were estimated by both fixed and random effects. Hausmann's specification test (1978) was used to determine whether fixed or random effect should be used. Depending on the nature of α_i , two models can be distinguished, first is the Random Effect Model which assumes that α_i are random variables uncorrelated with ϵ_{it} . The second model is the Fixed Effects Model which assumes that the α_i are individual fixed parameters. The results of both the random and fixed effects model are presented in the table 8 and table 9 respectively.

Table 8: Random Effects Model

Variable	Coefficient	Std. Error	t-Statistic	Prob.
Exe. Share Ownership	-1.730807	0.940152	-1.840987	0.0729
LN_X1(-1)	1.746552	0.940653	1.856744	0.0705
Effects Specification				
			S.D.	Rho
Cross-section random			0.262373	0.1012
Idiosyncratic random			0.781886	0.8988
Weighted Statistics				
R-squared	0.400993	Mean dependent var		-2.572490
Adjusted R-squared	0.284114	S.D. dependent var		0.969457
S.E. of regression	0.807351	Sum squared resid		26.72446
F-statistic	3.430833	Durbin-Watson stat		1.885004
Prob(F-statistic)	0.004140			

Unweighted Statistics

R-squared	0.472655	Mean dependent var	-3.165766
Sum squared resid	28.70348	Durbin-Watson stat	1.755039

Table 9: Fixed Effects Model

Variable	Coefficient	Std. Error	t-Statistic	Prob.
Share Ownership	-1.465951	1.592231	-0.920690	0.3643
Ln_X1(-1)	2.078906	1.539838	1.350081	0.1868
C	-5.878363	14.22044	-0.413374	0.6822

Effects Specification

Cross-section fixed (dummy variables)

R-squared	0.651816	Mean dependent var	-3.165766
Adjusted R-squared	0.449645	S.D. dependent var	1.053954
S.E. of regression	0.781886	Akaike info criterion	2.627748
Sum squared resid	18.95171	Schwarz criterion	3.354317
Log likelihood	-46.69370	Hannan-Quinn criter.	2.904430
F-statistic	3.224078	Durbin-Watson stat	2.226267
Prob(F-statistic)	0.002056		

4.6.1 The Hausmann Test for Model Effect Estimation

The Hausman test was employed to determine the most suitable model for this study. The null hypothesis is that the fixed effect model is appropriate and the alternative hypothesis is that Random effect estimation models is suitable tested at 5% significance level. The Chi-square test statistic is 10.703576 with an insignificant probability of 0.2191 which means that the null hypothesis is rejected in favor of the Random effects model. Therefore, we accept the random effects model as suitable for this study. The Hausmann test results were presented in table 4.10

Table 10: Hausmann test

Correlated Random Effects - Hausman Test

Test cross-section random effects

Test Summary	Chi-Sq. Statistic	Chi-Sq. d.f.	Prob.
--------------	-------------------	--------------	-------

Cross-section random	10.703576	8	0.2191
----------------------	-----------	---	--------

4.7 Panel Regression Analysis

The regression model helps to explain the magnitude and direction of relationship between the variables of the study through the use of coefficients like the beta coefficient and the level of significance.

The results presented in table 11 presented the fitness of model used of the regression model in explaining the study phenomena. Share ownership was found to be satisfactory variables in explaining risk taking. This is supported by coefficient of determination also known as the R square of 40 %. This means that Share ownership, executive fixed salary, executive allowance and executive annual bonuses explain 40 % of the variations in the dependent variable which is risk taking. This results further means that the model applied to link the relationship of the variables was satisfactory.

In statistics significance testing the p-value indicates the level of relation of the independent variable to the dependent variable. If the significance number found is less than the critical value also known as the probability value (p) which is statistically set at 0.05, then the conclusion would be that the model is significant in explaining the relationship; else the model would be regarded as non-significant.

Table 11 provides the results on the analysis of the variance (ANOVA). The results indicate that the overall model was statistically significant. Further, the results imply that the independent variables are good predictors of performance. This was supported by a F-statistic Of 3.430 and a p value (0.004) which was less than the conventional probability of 0.05 significance level.

The constant C had a coefficient of -10.8 with a significant probability value of 0.0000 which is significant at 1 percent level of significance. This therefore means that the independent variables jointly have a negative slope with beta.

4.7.1 Executive Share Ownership and risk taking

Table 4.11 provides Regression of coefficients results. Executive Share Ownership and risk taking are negatively and insignificant related ($r = -1.73087$, $p=0.0729$). Thus one unit increase in share ownership led to an insignificant decrease in the dependent variable denoted as risk taking by -1.73087 units. This seems to agree with Murphy (2012) who finds only little evidence that the pay structures provide incentives for risk-taking among top-level banking executives.

However, Houston and James (1995) disagrees as they found evidence for a positive and significant relationship between equity based incentives and the value of the bank's charter. Andersson and Fraser (1999) also disagrees as the results from their study provides evidence that managerial shareholdings, and therefore also indirectly the use of option based compensation, affect the risk taking level of banks.

As pointed out by Wright et al. (1996), shareholders with significant stakes in a company can shape the nature of its corporate risk-taking, which may affect a firm's ability to compete and eventually its survival. Excessive risk-taking by firms may result in massive bankruptcies, causing repercussion that are felt in the whole economy. This seems to disagree with our results.

Table 11: Random Effects Model

Variable	Coefficient	Std. Error	t-Statistic	Prob.
Exe.Share Ownership	-1.730807	0.940152	-1.840987	0.0729
Exe.Fixed Salary	-0.509771	0.242056	-2.106008	0.0414
Effects Specification				
			S.D.	Rho
Cross-section random			0.262373	0.1012
Idiosyncratic random			0.781886	0.8988
Weighted Statistics				
R-squared	0.400993	Mean dependent var		-2.572490
Adjusted R-squared	0.284114	S.D. dependent var		0.969457
S.E. of regression	0.807351	Sum squared resid		26.72446
F-statistic	3.430833	Durbin-Watson stat		1.885004
Prob(F-statistic)	0.004140			
Unweighted Statistics				
R-squared	0.472655	Mean dependent var		-3.165766
Sum squared resid	28.70348	Durbin-Watson stat		1.755039

$$Y = \alpha + \beta_1 X_1 - \beta_2 X_2 - \beta_3 X_3 - \beta_4 X_4 + \varepsilon$$

Where: Y = risk taking

α = the Y intercept;

X_1 = executive share ownership

ε = error term which is assumed to be normal in distribution with mean zero and variance (6)

Overall model will be

$Y = -10.79776 - 1.730807 \text{ executive share}$

5.0 SUMMARY OF FINDINGS, CONCLUSIONS AND RECOMMENDATIONS

5.1 Summary of Findings

5.2.1 Executive Share Ownership

The first objective of the study was to assess the effect of executive share ownership on risk taking among the listed commercial banks in Kenya.

Regression analysis indicated Share Ownership and risk taking are negatively and insignificantly related. The hypothesis results indicated that there is an insignificant relationship between Share Ownership and risk taking among the listed commercial banks in Kenya.

5.4 Recommendations of the Study

5.4.1 Executive Share Ownership

This study recommends that banks should not increase director's shares as this will have no effect on risk taking.

5.5 Suggested Areas for Further Study

The study sought to assess the effect of executive compensation on risk taking among listed commercial banks in Kenya therefore, another area for further studies could consider the effect of executive compensation on risk taking among other sectors.

REFERENCE

- Adams, J. S. (1963) toward an understanding of inequity. *Journal of Abnormal and Social Psychology*, 67, 422-436.
- Adams, R. (2009), 'Governance and the financial crisis', in Thomsen, S., Rose, C. and Risager, O. (Eds.), *Understanding the Financial Crisis: Investment, Risk and Governance* (pp. 156-175) Copenhagen, Denmark: SimCorp Strategy Lab.
- Aduda, J. (2011). The relationship between executive compensation and firm performance in the Kenyan banking sector. *Journal of Accounting and Taxation Vol. 3(6), pp. 130-139.*
- Agarwal, V., Daniel, N. D., and Naik, N. Y. (2009). Role of Managerial Incentives and Discretion in Hedge Fund Performance. *Journal of Finance*, 64(5), 2221-2256
- Aggarwal, R and Samwick, A. (1999), 'The Other Side if the Trade-off: The Impact of Risk on Executive Compensation', *Journal of Political Economy*, 107, 65-104.
- Aktar, S., Sachu, M.K., & Ali, M.E., (2012) The Impact of Rewards on Employee Performance in Commercial Banks of Bangladesh: An Empirical Study. *Journal of Business and Management*, Vol. 6 No. 2, pp. 9-15
- Alon, R. and Yoram, L. (2010). The 2007-2009 *Financial Crisis and Executive Compensation: An Analysis and a Proposal for a Novel Structure*. Brandeis University – International Business School. Hebrew University of Jerusalem – Department of Finance and Banking; New York University (NYU) - Leonard N. Stern School of Business <http://ssrn.com/abstract=1420991>
- Anderson, R. C., & Fraser, D. R. (2000). Corporate control, bank risk taking, and the health of the banking industry. *Journal of Banking & Finance*, 24(8), 1383-1398.
- Armstrong, C. S., & Vashishtha, R. (2012). Executive stock options, differential risk-taking incentives, and firm value. *Journal of Financial Economics*, 104(1), 70-88.

- Armstrong, M., & Taylor, S., (2014) *Armstrong's Handbook of Human Resources Practise*(13th Ed.), Kogan Page Limited.
- Asala, J. U. (2012). Determinants of executive compensation in Kenya. A case of listed firms on the Nairobi Stock Exchange. *Unpublished MBA thesis*. Kenyatta University, Kenya
- Ashforth, B. E., & Gibbs, B. W. (1990). The double-edge of organizational legitimation. *Organization science*, 1(2), 177-194.
- Associated Press (Sunday, August 29, 1999). *NY bank fires executive in money laundering plot*.
- Azul, R. (2011). US banks involved in money laundering operation for Mexican mafia. Published by the *International Committee of the Fourth International (ICFI)*. Retrieved from <http://www.wsws.org/articles/2011/may2011/mexi-m20.shtml> on 15 May 2012
- Baltagi, B. H., Bratberg, E., & Holmås, T. H. (2005). A panel data study of physicians' labor supply: the case of Norway. *Health Economics*, 14(10), 1035-1045.
- Barako, D.G. Hancock, P. Izan, H.Y (2006). Relationship between Corporate Governance Attributes and Voluntary Disclosures in Annual Reports: The Kenyan Experience, *Working Paper*, Graduate School of Management, University of Western Australia.
- Bartkus, B. R., Morris, S. A., & Seifert, B. (2002). Governance and Corporate Philanthropy Restraining Robin Hood. *Business & Society*, 41(3), 319-344.
- Bebchuk, L. A. Cohen, A. & Spamann, H. (2010). The wages of failure: Executive compensation at Bear Stearns and Lehman 2000–2008. *Yale Journal on Regulation*.
- Belsley, D. A., Kuh, E., & Welsch, R. E. (1980). Regression diagnostics. J.
- Benito, A., & Conyon, M. J. (1999). The governance of directors' pay: Evidence from UK companies. *Journal of Management and Governance*, 3(2), 117-136.

- Bhattacharyya, N., Mawani, A., & Morrill, C. (2008). Dividend payout and executive compensation: theory and evidence. *Accounting & Finance*, 48(4), 521-541.
- Biegelman, M.T., & Bartow, J.T., (2012) *Executive Roadmap to Fraud Prevention and Internal Control: Creating a Culture of Compliance*. (2nd Ed.), John Wiley & Sons Inc.
- Boivie, S., Bednar, M. K., & Barker, S. B. (2015). Social comparison and reciprocity in director compensation. *Journal of Management*, 41(6), 1578-1603.
- Bolton, P. Scheinkman, & W. Xiong,(2006) Executive Compensation and Short-Termist Behaviour in Speculative Markets.” *Review of Economic Studies* 73, no. 3 (July 2006): 577-610.
- Boyd, B. (1990). "Corporate Linkages and Organizational Environment: A Test of the Resource Dependence Model." *Strategic Management Journal* 11(6): 419-430.
- Brealey, R. A., & Myers, S. C. (2003). *Capital investment and valuation*. McGraw Hill Professional.
- Bruce, A. Buck, T. & Main, B.G. (2005). Top executive remuneration: A view from Europe. *Journal of Management Studies*, 42(7): 1493–1506.
- Bruce, A., Skovoroda, R., Fattorusso, J., & Buck, T. (2007). Executive bonus and firm performance in the UK. *Long Range Planning*, 40(3), 280-294.
- Buck, T., Bruce, A., Main, B. G., & Udueni, H. (2003). Long term incentive plans, executive pay and UK company performance. *Journal of Management Studies*, 40(7), 1709-1727.
- Burnison, G. (2009). The Looming Compensation Crisis.(Electronic) Korn/Ferry Institute, 15 th Sept. Bushee, B. J., Core, J. E., Guay, W., & Hamm, S. J. (2010). The role of the business press as an information intermediary. *Journal of Accounting Research*, 48(1), 1-19.

- Cain, M. D., McKeon, S. B., & Davidoff Solomon, S. (2015). Do takeover laws matter? Evidence from five decades of hostile takeovers. Evidence from Five Decades of Hostile Takeovers (July 21, 2015). AFA.
- Carney, M., Gedajlovic, E., & Sur, S. (2011). Corporate governance and stakeholder conflict. *Journal of Management & Governance*, 15(3), 483-507.
- Carpenter, J. N. (2000). Does option compensation increase managerial risk appetite? *The journal of finance*, 55(5), 2311-2331.
- Carrell, M. R., &Dittrich, J. E. (1978). Equity theory: The recent literature, methodological considerations, and new directions. *Academy of Management Review*, 3(2), 202-210.
- Cascarino, R.E., (2013) *Corporate Fraud and Internal Control: A Framework for prevention*. John Wiley & Sons Inc
- Chen, C.R. Steiner, T.L. & A.M. Whyte, (2006). Stock option-based manager compensation induces risk-taking. An analysis of the banking industry,' *Journal of Banking and Finance* 30, 915–945.
- Chen, D., &Zheng, Y. (2014). CEO tenure and risk-taking. *Global Business and Finance Review*, 19(1), p1-27.
- Chesney, M., Stromberg, J., & Wagner, A. F. (2012). Risk-taking incentives and losses in the financial crisis. *Research Paper*, 10-18.
- Chibuike, U. U. (2012). Money Laundering: A View from a Developing Country. Department Of Banking and Finance, University Of Nigeria
- Christensen, P. O., Feltham, G. A., &Şabac, F. (2005). A contracting perspective on earnings quality. *Journal of Accounting and Economics*, 39(2), 265-294.

- Christensen, P.O., Feltham, J.A., (2005). *Economics of Information*, (Volume II:) Performance Evaluation. LLC, Springer-Verlag New York
- Christensen, P.O., Feltham, J.A., 2005. *Economics of Information*, Volume II: Performance Evaluation. LLC, Springer-Verlag New York.
- Coles, J.L. Daniel, N.D. & Naveen, L.(2006). Manager Incentives and Risk-taking, *Journal of Financial Economics* 79(2), 431–468.
- Conyon, M and Murphy, K. (2000), ‘The Prince and the Pauper? CEO Pay in The Compensation in the United Kingdom’, *Economic Journal*, 105, 704-714.
- Conyon, M. (1997), ‘Corporate Governance and Executive Compensation’, *International Journal of Industrial Organization*, 15, 493-509.
- Conyon, M. J., & He, L. (2016). Executive compensation and corporate fraud in China. *Journal of Business Ethics*, 134(4), 669-691.
- Conyon, M., Gregg, P., & Machin, S. (1995). Taking care of business: Executive compensation in the United Kingdom. *The Economic Journal*, 105(430), 704-714.
- Conyon, M.J., & He, L., (2013) Executive Compensation and Corporate Fraud in China. *Working Paper* Presented to Wharton School.
- Conyon, M.J., N. Fernandes, M. A. Ferreira, P. Matos and K.J. Murphy (2010), ‘The Executive Compensation Controversy: A Transatlantic Analysis’, *redraft of Annual FRDB conference paper*.
- Core, J., and D. Larcker (1999), ‘Corporate Governance, chief executive officer compensation, and firm performance’, *Journal of Financial Economics*, 51(3), 371-406. Crisis (Russell Sage Foundation).

- Creswell, J. W., Plano Clark, V. L., Gutmann, M. L., & Hanson, W. E. (2003). Advanced mixed methods research designs. *Handbook of mixed methods in social and behavioral research*, 209-240.
- Crowe, C. W., Ostry, M. J. D., Kim, M. J. I., Chamon, M. M., & Ghosh, M. A. R. (2009). *Coping with the crisis: policy options for emerging market countries*. International Monetary Fund.
- Crumley, C. (2008). A study of the relationship between firm performance and CEO compensation in the U.S. commercial banking industry. *Journal of Applied Management and Entrepreneurship*, 13, 26-46.
- Davis, G. F. and J. A. Cobb (2010) "*Resource dependence theory: Past and future.*" Stanford's organization theory renaissance, 1970-2000: 21-42. Bingley, NY: Emerald Group.
- Demski, J. (1994). *Managerial Uses of Accounting Information*. Kluwer, Boston.
- Diamond, D.W. & Raghuram, G. Rajan, (2009). The credit crisis: Conjectures about causes and remedies. *American Economic Review: Papers & Proceedings* 99:2, 606-610
- Donaldson, L. (1990). A rational basis for criticism of organizational economics: a reply to Barney. *Academy of Management Review*, Vol. 15, pp. 394-401., ISSN: 0363-7425
- Donaldson, L., & Davis, J. H. 1991. Stewardship Theory or Agency Theory: CEO governance and shareholder returns. *Australian Journal of Management*, 16: 49-65.
- Donaldson, L., Davis, J. H. 1993. The Need for Theoretical Coherence and Intellectual Rigour in Corporate Governance Research: Reply to Critics of Donaldson and Davis. *Australian Journal of Management*, 18: 213-225.
- Dow, J. and Raposo, C. (2005). CEO Compensation, Change, and Corporate Strategy, " *Journal of Finance*, LX (2005), 2701-2727.

- Drees, J. M. and. Heugens P.P.M.A.R (2013). "Synthesizing and Extending Resource Dependence Theory: A Meta-Analysis." *Journal of Management*, 39: 1666-1698.
- El Akremi A., Roussel P., and Trepo G. (2001) 'CEO compensation strategies: Consequences on the structure and management of executive pay' *Working paper*.
- Ellul, A., &Yerramilli, V. (2013). Stronger risk controls, lower risk: Evidence from US bank holding companies. *The Journal of Finance*, 68(5), 1757-1803.
- Erickson, M., Hanlon, M., &Maydew, E. L. (2006). Is there a link between executive equity incentives and accounting fraud? *Journal of Accounting Research*, 44(1), 113-143.
- Ernst & Young. (2006). Global Non performing Loan Report 2006. Retrieved from www.ey.com/...Non-Performing_Loan_Report
- Fahlenbrach, R., &Stulz, R. M. (2011). Bank CEO Incentives and the credit crisis. *Journal of Financial Economics*, 99(1), 11-26.
- Fatemi, A., Desai, A.S., & Katz, J.P. (2003). Wealth creation and managerial pay: MVA and EVA a determinants of executive compensation. *Global Finance Journal*, 14(2), 159-179.
- Fernandes, N., Ferreira, M. A., Matos, P., & Murphy, K. J. (2009). The pay divide :(Why) US top executives are paid more. University of Southern California *working paper*
- Field, A. (2009). *Discovering statistics using SPSS*. Sage publications.
- Filatotchev, I. &Allcock, D. (2010). Corporate governance and executive remuneration: A contingency framework. *Academy of Management Perspectives*, 24(1): 20–33.
- Financial Services Authority (2009a), Reforming remuneration practices in financial services, *Consultation Paper*, 09/10 March.

- Financial Services Authority (2009b). Reforming remuneration practices in financial services: Feedback on CP09/10 and final rules, *Policy Statement* 09/15, August.
- Finkelstein S., Boyd B. (1998) 'How much does the CEO matter? The role of managerial discretion in the setting of CEO compensation' *Academy of Management Journal*. Vol. 41(2) Pp 179-200.
- Finkelstein S., Boyd B. (1998) 'How much does the CEO matter? The role of managerial discretion in the setting of CEO compensation' *Academy of Management Journal*. Vol. 41(2) Pp 179-200.
- Firth, M., Fung, P. M. Y., & Rui, O. M. (2007). How ownership and corporate governance influence chief executive pay in China's listed firms. *Journal of Business Research*, 60, 776-785.
- Gao, P. & Shrieves, R.E. (2002). Earnings Management and Executive Compensation: A Case of Overdose of Option and Underdose of Salary? *Working Paper*. University of nessee.
- Gao, P., and Shrieves, R., (2002). Earnings management and executive compensation: A case of overdose of option and under dose of salary? *Unpublished working paper*. University of Tennessee, Knoxville.
- Garen, J. E. (1994). Executive compensation and principal-agent theory. *Journal of political economy*, 1175-1199.
- Garvey, G., & Milbourn, T. (2003). Incentive compensation when executives can hedge the market: Evidence of relative performance evaluation in the cross section. *The Journal of Finance*, 58(4), 1557-1582.
- Gathua, P.K., Ngumi, P., & Kiragu, D.N., (2013) The Relationship between Executive Compensation and Risk Among Commercial Banks in Kenya. *Prime Journal of Social Sciences*, Vol. 2 (2), pp. 204-212

- Gomez-Mejia, L. & Wiseman, R. M. (1997). Reframing executive compensation: An assessment and outlook. *Journal of Management*, 23(3): 291–374.
- Gomez-Mejia, L. R., Larraza-Kintana, M., & Makri, M. (2003). The determinants of executive compensation in family-controlled public corporations. *Academy of management journal*, 46(2), 226-237.
- Greckhamer, T. (2011). Cross-cultural differences in compensation level and inequality across occupations: A set-theoretic analysis. *Organization Studies*, 32 (1), 85-115.
- Greckhamer, T., & Mossholder, K. W. (2011). Qualitative comparative analysis and strategic management research: Current state and future prospects. *Building Methodological Bridges (Research Methodology in Strategy and Management, (Volume 6), 259-88.*
- Greenberg, J., & Baron, R. A. (2003). *Behavior in organizations: Understanding and managing the human side of work*. Pearson College Division.
- Gujarati, D. N. (2003). *Basic Econometrics*. (4th edition). New York: McGraw-Hill.
- Hagendorff, J., Saunders, A., Steffen, S., & Vallascas, F. (2015). The wolves of Wall Street? How Bank Executives Affect Bank Risk Taking (September 8, 2015).
- Han, T. S., & Shen, C. H. (2007). The effects of bonus systems on firm performance in Taiwan's high-tech sector. *Journal of Comparative Economics*, 35(1), 235-249.
- Heathfield, S. M. (2010). What is human resource management? Retrieved October, 24, 2010.
- Hill, C. W. L. (1990). Cooperation, Opportunism, and the Invisible Hand: Implications for Transaction Cost Theory. *Academy of Management Review*, Vol. 15, No. 3, pp. 500-513., ISSN: 0363-7425
- Hillman, A. J., Withers, M. C. and B. J. Collins (2009). "Resource dependence theory: A review." *Journal of Management* 35: 1404-1427.

- Himmelberg, C. Hubbard, R. & Palia, D. (1999). Understanding the determinants of managerial ownership and the link between ownership and performance. *Journal of Financial Economics* 53, 353–384.
- Hoskisson, R.E. Castleton, M.W. & Withers, M.C. (2009). Complementarily in monitoring and bonding: More monitoring leads to higher executive compensation. *Academy of Management Perspectives*, 23(2): 57–74.
- Houston, J. F., & James, C. (1995). CEO compensation and bank risk is compensation in banking structured to promote risk taking? *Journal of Monetary Economics*, 36(2), 405-431.
- Huseman, R.C., Hatfield, J.D. & Miles, E.W. (1987). A New Perspective on Equity Theory: The Equity Sensitivity Construct. *The Academy of Management Review*. 12;2: 222-234.
- Jensen, M. C., and Meckling, W. H. (1976), Theory of the firm: managerial behavior, agency costs, and ownership structure, *Journal of Financial Economics* 3, 305-360.
- Jensen, M., and K.J. Murphy (1990), 'Performance pay and top management incentives', *Journal of Political Economy*, 98, 225-264.
- Jian, C., Kent, C. and Todd, M. (2010). Compensation and Risk Incentives in Banking and Finance. *Economic Commentary*.
- Jin, L. (2002). CEO compensation, diversification and incentives. *Journal of Financial Economics*. 66, 29–63.
- John, K., Litov, L., and Yeung, B. (2008). Corporate governance and risk-taking. *Journal of Finance*, 63:1979–1728.
- Jones, R., & Wu, Y.W., (2010) Executive Compensation, Earnings Management and Shareholder Litigation. Review of Qualitative Financial Accounting, 35, 1-20 *Journal of Banking and Finance* 48, 139–151.

- Kang, S. H., Kumar, P., & Lee, H. (2006). Agency and corporate investment: the role of executive compensation and corporate governance. *The Journal of Business*, 79(3), 1127-1147.
- Kempf, A., Ruenzi, S., & Thiele, T. (2009). Employment risk, compensation incentives, and managerial risk taking: Evidence from mutual fund industry. *Journal of Financial Economics*. 92, 92-108
- Kerr, J., & Bettis, R. A. (1987). Boards of directors, top management compensation, and shareholder returns. *Academy of Management journal*, 30(4), 645-664.
- Kithinji, A., & Ngugi, W. (2005). Stock market performance before and after general elections—a case study of the Nairobi stock exchange.
- Laeven, L. and Levine, L. (2007). Is there a diversification discount in financial conglomerates? *Journal of Financial Economics*, 85:331–367.
- Lam, S. S., & Chng, B. F. (2006). Do executive stock option grants have value implications for firm performance?. *Review of Quantitative Finance and Accounting*, 26(3), 249-274.
- Landy, F.J. & Conte, J.M. (2010). *Work in the 21st Century: An introduction to industrial and organizational psychology*, (3rd ed). McGraw Hill
- Leisen, D. (2014). Does Bonus Deferral Reduce Risk Taking?. Available at SSRN 1662555.
- Leisen, D. P. (2015). Dynamic risk taking with bonus schemes. *Quantitative Finance*, 15(9), 1583-1596.
- Levine, R., (2012) The Governance of Financial Regulations: Reform Lessons from the Recent Crisis. *International Review of Finance*, 12:1, 39-56

- Low, A. (2009). Manager risk-taking behavior and equity-based compensation, *Journal of Financial Economics*, 92: 470-490.
- Maijor, S. J., & Vanstraelen, A. (2006). Earnings management within Europe: the effects of member state audit environment, audit firm quality and international capital markets. *Accounting and business research*, 36(1), 33-52.
- Main, B.G.M., A. Bruce, and T. Buck (1996), 'Total Board Remuneration and Company Performance', *Economic Journal*, 106, 1627-1644.
- Massa, M., and Patgiri, R. (2009). Incentives and Mutual Fund Performance: Higher Performance or Just Higher Risk Taking? *Review of Financial Studies*, 22(5), 1777-1815
- Matteo, T. (2008) "Overseeing Risk Management and Executive Compensation: Pressure Points for Corporate Directors," *The Conference Board Executive Action Report*.
- Mehran, H., Morrison, A. D., & Shapiro, J. D. (2011). Corporate governance and banks: What have we learned from the financial crisis?. *FRB of New York Staff Report*, (502).
- Michael, F. Dalida, K. Prabhala, N. & Lemma, S. (2011). Executive Compensation: An Overview of Research on Corporate Practices and Proposed Reforms. *Journal of applied corporate finance*. Vol 22 No2 winter 2011
- Mintzberg, H. (2009). No more executive bonuses! Business Insight: MIT Sloan Management Review/*The Wall Street Journal*: R3, R6, November 30, 2009.
- Mintzberg, H. (2009). No more executive bonuses! Business Insight: MIT Sloan Management Review/*The Wall Street Journal*: R3, R6, November 30, 2009.
- Mueller, E., & Spitz-Oener, A. (2006). Managerial ownership and company performance in German small and medium-sized private enterprises. *German Economic Review*, 7(2), 233-247.

- Mululu, A.K. (2005). “The Relationship between Board Activity and Firm Performance: A Study of Firms Quoted on the Nairobi Stock Exchange” [*unpublished*].
- Muriithi, A.K. (2004). “The Relationship between Corporate Governance Mechanism and Performance of Firms Quoted at the Nairobi Stock Exchange’ [*unpublished*]
- Muriungi, C. K. M. (2014). Investigation of the relationship between auditing and performance of state corporations in Kenya (Doctoral dissertation).
- Murphy, K. J. (1998). Executive compensation. *Handbook of labor economics*, 3, 2485-2563.
- Murphy, K. J. (2012). Pay, politics and the financial crisis. *Economic Lessons from the Financial Crisis*.
- Nes, L. S., Roach, A. R., & Segerstrom, S. C. (2009). Executive functions, self-regulation, and chronic pain: a review. *Annals of Behavioral Medicine*, 37(2), 173-183.
- Newman, M. E., Moore, C., & Watts, D. J. (2000). Mean-field solution of the small-world network model. *Physical Review Letters*, 84(14), 3201.
- Ng, P. W. (2015). Guesthouse customer satisfaction analysis using quantitative kano model.
- Ngui, T.K., (2014) Effect of Human Resource Management Strategies on Performance of Commercial Banks in Kenya. PhD Dissertation Presented to Jomo Kenyatta University of Science and Agriculture
- Nienhüser, W. (2008). Resource dependence theory-How well does it explain behavior of organizations?. *Management revue*, 9-32.
- Nyaoga, R.B., Basweti, A.K., & Tarus, K.E., (2014) The Relationship between Executive Compensation and Financial Performance of Insurance Companies in Kenya. *Research Journal of Finance and Accounting*, Vol. 5 No. 1, 114-122

Ongore, V.O. (2011) The relationship between ownership structure and firm performance: An empirical analysis of listed companies in Kenya. *African Journal of Business Management*, 5(6),

Ozkan N. (2007) CEO 'Compensation and Firm Performance: An Empirical Investigation of UK Panel Data' *Journal of Economic Literature*

Palia, D., & Porter, R. (2004). The impact of capital requirements and managerial compensation on bank charter value. *Review of Quantitative Finance and Accounting*, 23(3), 191-206.